



**NEW GENERATION
CHEVROLET TRAX
CROSSOVER SUV**





CONFIDENCE NEVER LOOKED THIS GOOD



**GLOBALLY DESIGNED FASCIA
WITH NEW CHEVY-SIGNATURE
LED HIGH-EYE DRL
AND HEADLAMPS**



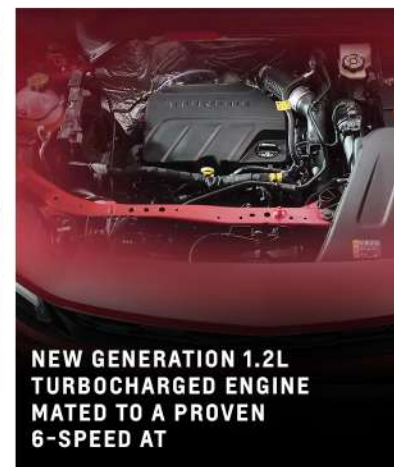
**8-INCH DIGITAL
CLUSTER DISPLAY**



**18-INCH MACHINE-FACED
TWO-TONE ALLOY WHEELS**



**11-INCH
INFOTAINMENT SYSTEM**





**NEW GENERATION 1.2L
TURBOCHARGED ENGINE
MATED TO A PROVEN
6-SPEED AT**



BIGGER. BOLDER. MORE REFINED CROSSOVER SUV.

The New Generation Chevrolet Trax takes on bigger and bolder adventures. Now 279mm longer and 51mm wider, with 170L more cargo volume, the Trax is completely redesigned from the ground up. This sporty crossover SUV exhilarates your daily drive with impressive tech-forward features, a spacious cabin, and a fuel-efficient turbocharged engine paired with intuitive safety and driver assist systems.





DRESSED TO IMPRESS

The modern and purposeful design of the New Generation Chevrolet Trax complements your unique style and on-the-go personality. A tastefully designed fascia, sleek character lines, and all-LED illumination give the Trax exceptional finesse that is sure to make heads turn.



NEW CHEVY-SIGNATURE LED HIGH-EYE DRL, HEADLAMPS, AND TAILLIGHTS



STYLISH 18" TWO-TONE MACHINE-FACED ALLOY WHEELS



BLACK ROOF ACCENT WITH ELECTRIC SUNROOF (RS)



A NEW LEVEL OF COMFORT

Experience a comfortable and composed ride in the generously roomy and tech-forward cabin of the Chevrolet Trax. Designed with your comfort and convenience in mind, the driver-oriented cockpit is equipped with an 11-inch Touchscreen Infotainment System, an 8-inch Full Digital Display Cluster, an 8-way Power Adjustable Driver's Seat, a Flat-bottom Steering Wheel, Wireless Phone Charging, and an Electronic Parking Brake with Auto Hold.



51MM WIDER, 279MM LONGER,
AND 170L MORE CARGO VOLUME



SPACIOUS INTERIOR WITH WIDE LEGROOM



UP TO 1405L OF CARGO SPACE



OUTSTANDING PERFORMANCE

GM incorporates its latest Smart Engineering design in the Chevrolet Trax to offer exceptional performance and stability. Matched with a strong but lightweight 1.2L Turbocharged Engine and a proven 6-Speed AT, the Trax is fuel-efficient in delivering excellent power with low emissions.

GLOBAL CHEVROLET STANDARD



A wide array of advanced safety features and driver assistance systems come standard in all Trax variants, giving you better control behind the wheel and ensuring a safe and comfortable experience for you and your passengers.



ENHANCED STABILITY CONTROL

- e-Boost Brake System
- Integrated Brake Assist
- Electronic Brake Distribution and Stability Control
- Cornering Brake Control
- Panic Brake Assist
- Rollover Mitigation



ADVANCED DRIVER ASSISTANCE

- Forward Collision Alert
- Following Distance Indicator
- Lane Departure Warning
- Lane Keep Assist
- Enhanced Front Pedestrian Detection
- Vehicle Forward Movement Detection



ALL-AROUND SAFETY

- SRS Airbags
- Anti-Theft Alarm System
- Engine Immobilizer



Vehicle Specifications		LT	Redline	RS
ENGINE				
Description		1.2L Turbocharged, DOHC, VVT (GM CSS Prime)		
Displacement (cc)		1,199		
Engine Block/Cylinder Head Material		Aluminum		
Output (hp @ rpm)		137 @ 5000 rpm		
Torque (Nm @ rpm)		220 @ 2,500 - 4000 rpm		
Bore and Stroke		75 x 90.5		
Compression Ratio		10:1		
Fuel System		Spark Ignition Direct Injection, 350 Bar		
Cylinders		Inline-Three		
Engine start		Keyless		
DRIVE TRAIN				
Transmission		6AT		
Drive Wheel		FWD		
Suspension	Front	MacPherson Strut		
	Rear	Torsion-Beam		
Brake	Brake System	Electro-Hydraulic, e-Boost		
	Brake Auto Hold	•		
	Front	16" Ventilated Disc		
	Rear	16" Solid Disc Brake		
Wheels	Wheel Rims	17" Aluminum	18" Aluminum	
	Tires	225/60R17 SL 99H BW	225/55 R18 SL 98H VW	
	Design	3	5	2
	Steel Spare Wheel	16" BT, Steel		
STEERING SYSTEM				
Steering Type		Electric Power Steering (EPS)		
Steering Column Adjustment		Tilt & Telescopic		
Steering Wheel	Material	Leather Style		Perforated Leather Style
	Flat Bottom	Round		•
	Heater Function	•		
	Controls Switches	Phone, Radio, and Cruise Control		
EXTERIOR				
Headlamps	LED Auto Control	•		
	Manual Electronic Leveling Control	•		
	Auto On-Off	•		
Wipers	Front	Frameless, Variable Intermittent		
	Rear	Intermittent		
Side Mirrors	Integrated Turn Signal Color	•	•	
	Color	Body Color	High Gloss Black	
	Power Adjust	•		
	Power Fold	•		
Electric Sun Roof	Heater Function	•		
		N/A	•	
Black Roof Panel (Two-Tone Accent)		N/A	•	
LED Daytime Running Lamps		•		
LED Taillights		•		
LED High Level Stop Lamp		•		
Rear Spoiler		•		
Fin Type Antenna		•		
Front & Rear Bumper Garnish		Silver	Black Piano Finish	
INTERIOR				
Driver Information Cluster		3.5" Monochrome w/ Multi-Information	8" HD Digital Multi-Information	
		Trip, Fuel Range, Fuel Economy, Tire Pressure Monitor System		
		Seatbelt warning for Driver, Passenger and Rear Seat		
Infotainment	Mobile Integration	Smart Phone Integration		
	Reverse Camera	•		
	Touchscreen Infotainment	8-inch	11-inch	
	Premium Speakers	4	6	
	Multimedia	Tuner, Audio, Aux, Apps		
Wireless Charging	Bluetooth	•		
		N/A		
Interior Color (Dashboard and Door Trim)		Jet Black with Blue Accent	Jet Black with Red Accent	


Vehicle Specifications		LT		Redline		RS	
Seats	Driver	6-Way Manual Adjust		8-Way Power Adjust			
	Driver Lumbar Support	N/A		*			
	Front Passenger	4-Way Manual Adjust					
	Second Row	Bench Type, 60/40 Split Folding, Arm Rest with Cup Holder					
	ISOFIX	*					
	Seat Back Pocket	Front Passenger Seat					
	Black Leather Style	with Fabric		Perforated with Red Stitching			
	Color	Black & Gray		White & Black		Black	
Airconditioning	Seating Capacity	5					
	Automatic Climate Control	*					
	Rear Air Vent Console	*					
	AC Cabin /Pollen Filter	*					
Windows	Driver Power Windows	Express Up/Express Down with Anti-Pinch					
	Front Passenger Power Windows	Express Down					
	Rear Power Windows	Express Down					
	Rear View Mirror (Light Sensitive)	Tilt only				*	
Sunshade with Cover and Mirror		*					
Power Door Locks		*					
Rear Window Defogger		*					
COMFORT AND CONVENIENCE							
Brake Auto Hold		*					
Dual USB (Front and Rear)		*					
Smart Key Passive Entry		*					
Electronic Park Brake		*					
Push Start/Stop Button		*					
Power Lift Gate with Height Adjust		Manual		*			
Roof Rails		N/A		*			
SAFETY AND SECURITY							
Seatbelts	First Row	3-point ELR x 2 With Force Limiter; Driver Pretensioner					
	Passenger indicator	Driver, Front Passenger & Three Rear Passengers					
	Second Row	3-point ELR x 3					
SRS Airbags	Driver	Single Stage					
	Passenger	Dual Stage					
	Roof Side	*					
Enhanced Stability Control	Seat Side	*					
	Anti-Lock Brake System	*					
	Electronic Brake Distribution	*					
	Cornering Brake Control	*					
	Electronic Stability Control	*					
	Traction Control System	*					
	Engine Drag Control	*					
	Panic Brake Assist	*					
	Enhanced Hill Start Assist	*					
	Torque Vectoring by Brakes	*					
	Mini Spare Detection	*					
	Rollover Mitigation	*					
	Forward Collision Alert	*					
	Following Distance Indicator	*					
	Advance Driver Assistance	Lane Departure Warning	*				
Lane Keep Assist		*					
Auto Control High Beam		*					
Enhanced Front Pedestrian Detection		*					
Low Speed Imminent Collision Brake		*					

Vehicle Specifications		LT	Redline	RS
Advance Driver Assistance	Integrated Brake Assist		•	
	Brake Prefill		•	
	Vehicle Forward Movement Detection		•	
Cargo Cover		N/A		•
Anti-Theft Alarm System			•	
Tire Pressure Alert			•	
Engine Immobilizer			•	
GENERAL SPECIFICATIONS				
Wheelbase (mm)			2,700	
Length (mm)			4,537	
Width (including Side Mirrors) (mm)			2,035	
Height (mm)	1,560		1,567 (with roof rack)	
Track front/rear (mm)			1,556 / 1,564	
Curb Weight (kg)			1,345	
GRVW Rating (kg)			1,880	
Ground Clearance (mm)			186	
Cargo Volume (L)			1,405	
Fuel Tank Capacity (L)			50	
• - Standard N/A - Not Applicable				

AVAILABLE COLORS

Black Meet Kettle Metallic	Summit White	Sharkskin Metallic	Jinx Metallic	Tigerlily Metallic
Retrograde Metallic	Ziggy Solid	Blue Glow Metallic	Cacti Green	Tripp Metallic

DIMENSIONS



Specifications and color availability may vary per model from the actual vehicle unit. Consult with your dealer for available models.



Chevrolet-Lao



chevrolet_lao



020 7666 8666, 020 7999 0000



www.chevrolet-laos.com